



**tmt**<sup>®</sup>  
Türkiye Metal Teknolojisi

# INDUSTRY 4.0 INNOVATION

## LOCKCELL FAMILY



WAREHOUSE  
MANAGEMENT  
SYSTEM

 **TALAS** technology  
**SOFTWARE**

**LOCKCELL**TOWER

**LOCKCELL**plus+

**LOCKCELL**rOund

**LOCKCELL**  
*master*

**LOCKCELL**X



info@tmtmakine.com.tr  
www.tmtmakine.com.tr  
+90 216 593 4361



İTOSB 12. Cad. No:3/13  
Tuzla plus 34953  
Tuzla - İSTANBUL/TÜRKİYE



# LOCKCELL master

- ✓ Control of all operations
- ✓ Instant stock tracking
- ✓ Saving time
- ✓ Traceability / Product tracking
- ✓ User access by product
- ✓ Accurate consumption analysis
- ✓ Instant stock cost
- ✓ Item picture (Jpg, bmp) visualization
- ✓ Supplier performance
- ✓ 21" Touch screen,
- ✓ Barcode reader
- ✓ Login with password / Multi-user login
- ✓ External WWS / Interfaces to ERP systems
- ✓ Kit management for product groups
- ✓ Individual authorization
- ✓ FIFO
- ✓ Critical inventory management
- ✓ Web-based inventory control
- ✓ Multi-Lockcell machine management
- ✓ External stock interface management



## INDUSTRY 4.0 INNOVATION

Max. 12 Drawers

Max. 1024 Locked Cells for one module

Master Size : 790 x 1000 x 1660 / 1160 mm

4 different drawer depths

Different Options available



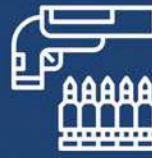
Aviation



Key Control



Maintenance  
Workshops



Military



Medical



Cutting Tools



**tmt**<sup>®</sup>  
Türkiye Metal Teknolojisi




LOCKCELL  
master for solving all problems...

	Kod/Code	H mm	D mm	W mm	H "	D "	W "	Kilitli Göz / Lock Bins		Kod/Code	H mm	D mm	W mm	H "	D "	W "	Kilitli Göz / Lock Bins
LCK75S	A0	53	845	605	2,1	33,2	23,5	0	LCK125S	C0	103	845	605	4,0	33,2	23,5	0
	A1	51	103	51	2,0	4,0	2,0	64		C1	101	103	51	4,0	4,0	2,0	64
	A2	51	103	61	2,0	4,0	2,4	56		C2	101	103	61	4,0	4,0	2,4	56
	A3	51	103	75	2,0	4,0	2,9	48		C3	101	103	75	4,0	4,0	2,9	48
	A4	51	103	94	2,0	4,0	3,7	40		C4	101	103	94	4,0	4,0	3,7	40
	A5	51	103	123	2,0	4,0	4,8	32		C5	101	103	123	4,0	4,0	4,8	32
	A6	51	103	171	2,0	4,0	6,7	24		C6	101	103	171	4,0	4,0	6,7	24
	A7	51	206	51	2,0	4,0	2,0	32		C7	101	206	51	4,0	4,0	2,0	32
	A8	51	206	61	2,0	8,1	2,4	28		C8	101	206	61	4,0	8,1	2,4	28
	A9	51	206	75	2,0	8,1	2,9	24		C9	101	206	75	4,0	8,1	2,9	24
	A10	51	206	94	2,0	8,1	3,7	20		C10	101	206	94	4,0	8,1	3,7	20
	A11	51	206	123	2,0	8,1	4,8	16		C11	101	206	123	4,0	8,1	4,8	16
	A12	51	206	171	2,0	8,1	6,7	12		C12	101	206	171	4,0	8,1	6,7	12
LCK100S	B0	78	845	605	3,0	33,2	23,5	0	LCK150S	D0	128	855	598	5,0	33,7	23,5	0
	B1	76	103	51	3,0	4,0	2,0	64		D1	126	103	51	5,0	4,1	2,0	64
	B2	76	103	61	3,0	4,0	2,4	56		D2	126	103	61	5,0	4,1	2,4	56
	B3	76	103	75	3,0	4,0	2,9	48		D3	126	103	75	5,0	4,1	3,0	48
	B4	76	103	94	3,0	4,0	3,7	40		D4	126	103	94	5,0	4,1	3,7	40
	B5	76	103	123	3,0	4,0	4,8	32		D5	126	103	123	5,0	4,1	4,8	32
	B6	76	103	171	3,0	4,0	6,7	24		D6	126	103	171	5,0	4,1	6,7	24
	B7	76	206	51	3,0	4,0	2,0	32		D7	126	206	51	5,0	4,1	2,0	16
	B8	76	206	61	3,0	8,1	2,4	28		D8	126	206	61	5,0	4,1	2,4	32
	B9	76	206	75	3,0	8,1	2,9	24		D9	126	206	75	5,0	4,1	2,9	28
	B10	76	206	94	3,0	8,1	3,7	20		D10	126	206	94	5,0	4,1	3,7	24
	B11	76	206	123	3,0	8,1	4,8	16		D11	126	206	123	5,0	4,1	4,8	20
B12	76	206	171	3,0	8,1	6,7	12	D12	126	206	171	5,0	4,1	6,7	16		

## CELL Types



## DRAWER Types



- Electronic lockable tool management
- Automatic opening drawers and cells
- 21" Touch screen
- Barcode reader
- Large internal volume and high inventory capability
- Fully openable drawers (telescopic rail max. Load 200 kg per drawer)
- Variable drawers bins and depths
- Robust sheet steel construction
- Different drawer depths 50mm, 75mm, 100mm, 125mm and 150mm
- Auto-Lock mechanism locks boxes when drawer returns



# LOCKCELLrOund

- ✓ Control of all operations
- ✓ Instant stock tracking
- ✓ Saving time
- ✓ Traceability / Product tracking
- ✓ User access by product
- ✓ Accurate consumption analysis
- ✓ Instant stock cost
- ✓ Item picture (Jpg, bmp) visualization
- ✓ Supplier performance
- ✓ 21" Touch screen,
- ✓ Barcode reader
- ✓ Login with password / Multi-user login
- ✓ External WWS / Interfaces to ERP systems
- ✓ Kit management for product groups
- ✓ Individual authorization
- ✓ FIFO
- ✓ Critical inventory management
- ✓ Web-based inventory control
- ✓ Multi-Lockcell machine management
- ✓ External stock interface management




## INDUSTRY 4.0 INNOVATION

Storage : 390 - 2340 Cells

Size : 1150 x 1250 x 1750 mm

4 Different Cell Sizes



Aviation



Key Control



Maintenance  
Workshops



Military



Medical



Cutting Tools




tmt®  
Türkiye Metal Teknolojisi

# LOCKCELLround

LOCKCELLround for solving all problems...


CARAUSEL System



CELL Type	Width	Height	Depth
A	40 /29	50	240
B	120 /92	50	240
C	40 /29	100	240
D	120 /92	100	240

Standart CELL Configuration

Type	Door Piece	CELL Type	CELL Piece	TOTAL CELL
1	30	30*A	78	2340
2	30	30*B	26	780
3	15	15*C	78	1170
4	15	15*D	26	390
5	25	25*A	78	2080
	5	5*B	26	
6	20	20*A	78	1690
	5	5*D	26	
7	15	15*A	78	1560
	15	15*B	26	
8	10	10*A	78	1040
	10	10*D	26	
9	5	5*A	78	780
	5	5*B	26	
	10	10*D	26	
10	10	10*C	78	910
	5	5*D	26	



CELL Type



- Space Saving: 2,340 cells on 1.5 m<sup>2</sup> area
- Robust: Horizontal carousel system is robust and virtually wear-free
- Flexible: Flexible structure due to different eye sizes and floors.
- Reliable: Guaranteed single extraction for 100% stock control
- Compact Structure
- Full Cost and Movement Tracking Through Software



# LOCKCELL X

- ✓ Control of all operations
- ✓ Instant stock tracking
- ✓ Saving time
- ✓ Traceability / Product tracking
- ✓ User access by product
- ✓ Accurate consumption analysis / Analysis of consumption per unit basis
- ✓ Instant stock cost
- ✓ Visual designs / Item picture (Jpg, bmp) visualization
- ✓ Supplier performance
- ✓ 21" Touch screen,
- ✓ Barcode reader
- ✓ Login with password / Multi-user login
- ✓ External WWS / Interfaces to ERP systems
- ✓ Kit management for product groups
- ✓ Individual authorization
- ✓ FIFO
- ✓ Critical inventory management
- ✓ Web-based inventory control
- ✓ Multi-Lockcell machine management
- ✓ External stock interface management



## INDUSTRY 4.0 INNOVATION

Max. 12 Drawers  
768 Locked Cells  
Size : 580 x 590 x 1900 / 1450 mm  
3 different drawer depth  
Options available



Aviation



Key Control



Maintenance  
Workshops



Military



Medical



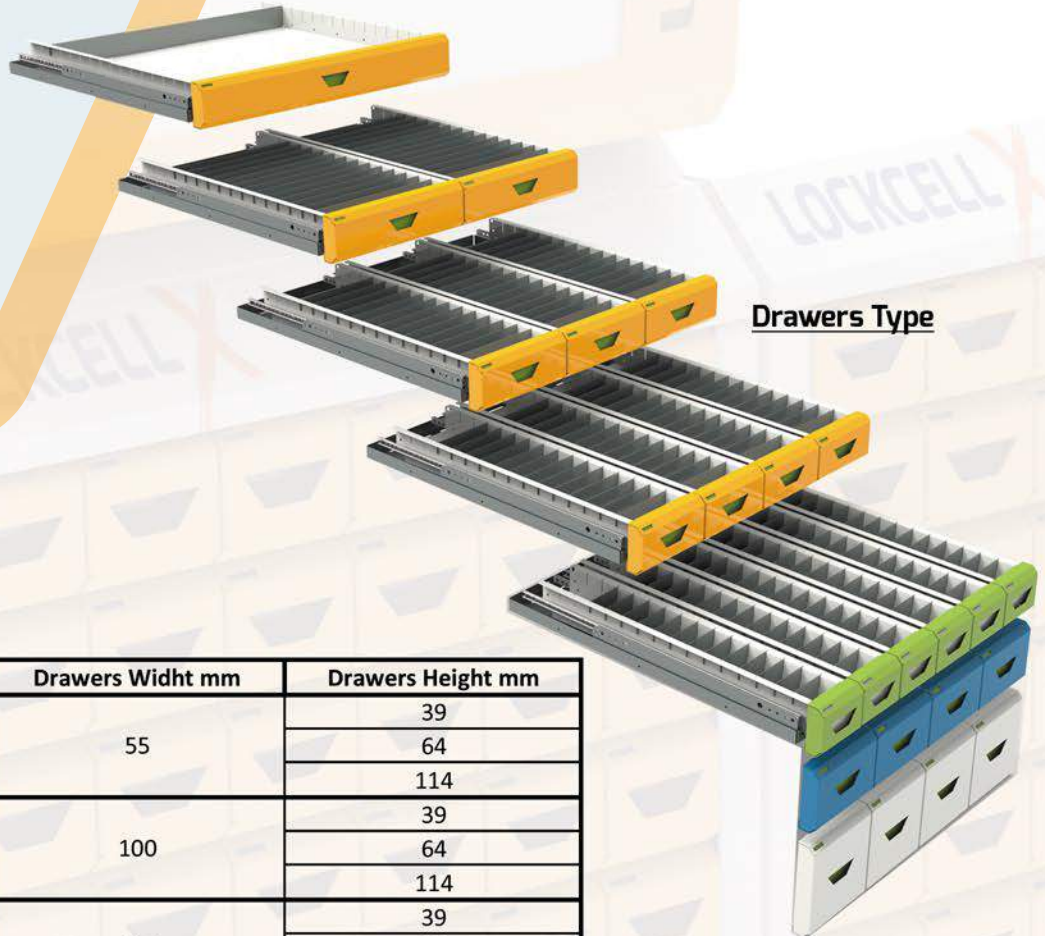
Cutting Tools



tmt®  
Türkiye Metal Teknolojisi



LOCKCELL X for solving all problems...



Drawers Deep mm	Drawers Widht mm	Drawers Height mm	
360 Possibility of different depth with separator	55	39	
		64	
		114	
	100	144	39
			64
			114
	234	522	39
			64
			114
	522		39
			64
			114

- Electronic lockable tool management
- Automatic opening drawers and cells
- 21" Touch screen
- Barcode reader
- Large internal volume and high inventory capability
- Fully openable drawers (telescopic rail max.)
- Variable drawers bins and depths
- Robust sheet steel construction
- Different drawer depths 39 mm, 64 mm, 114 mm
- Auto-Lock mechanism locks boxes when drawer returns

- ✓ Control of all operations
- ✓ Instant stock tracking
- ✓ Saving time
- ✓ Traceability / Product tracking
- ✓ User access by product
- ✓ Accurate consumption analysis
- ✓ Instant stock cost
- ✓ Item picture (Jpg, bmp) visualization
- ✓ Supplier performance
- ✓ 21" Touch screen,
- ✓ Barcode reader
- ✓ Login with password / Multi-user login
- ✓ External WWS / Interfaces to ERP systems
- ✓ Kit management for product groups
- ✓ Individual authorization
- ✓ FIFO
- ✓ Critical inventory management
- ✓ Web-based inventory control
- ✓ Multi-Lockcell machine management
- ✓ External stock interface management

## INDUSTRY 4.0 INNOVATION



**Shelf Width :** 1000 to 3000 mm

**Shelf Depth :** 330 to 530 mm

**Machine Height:** 2000 to 5200 mm

**Shelf Load :** 120 - 375 Kg

**3 Types of Door:** Manuel, Automatic,  
Automatic Multi Door

**Please contact us special size**



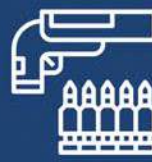
Aviation



Logistics



Maintenance  
Workshops



Military



Medical



Cutting Tools



**tmt**<sup>®</sup>  
Türkiye Metal Teknolojisi



# LOCKCELLplus+

LOCKCELLplus+ for solving all problems...



Tecnical Data							
	Tray (kg)	Width (mm)	Height (mm)	Depth (mm)	Unbalance (kg)	Max.Load (kg)	Height (mm)
Dimensions	150	1000	228	330	500	10200	2200
			266	-----			
			304	430			
			342	-----			
			380	530			
			418	-----			
			456	630			
	494	-----					
	250	1000	228	330	850	16500	2368
			266	-----			
			304	430			
			342	-----			
			380	530			
			418	-----			
			456	630			
	494	-----					
	350	1000	228	330	1200	17500	2580
			266	-----			
			304	430			
			342	-----			
			380	530			
			418	-----			
			456	630			
	494	-----					
	450	1000	228	330	1550	18000	2770
			266	-----			
			304	430			
			342	-----			
380			530				
418			-----				
456			630				
494	-----						



## Shelf Type



- **Space Saving:** Up to %60 more storage space depending on height
- **Low noise:** Electronically controlled and operated by geared chains, so less noise
- **Easy to operate:** Material retrieval at the touch of a button. Can be operated manually in case of power failure
- **Operator Safety:** Maximum user friendly system. Electronic sensors stop the system in the possibility of malfunctioning
- **Ergonomics Desing:** Best designed ease of use. Multifunctional desing.
- **Strucetural Desing:** Steel structure, lock sliding door, electrostatic powder coating for drippers and long life, different color options.
- **Tecnology:** Modern desing, automatic chain tensioning system, 4 point linkage arms.



# LOCKCELL TOWER

- ✓ Control of all operations
- ✓ Instant stock tracking
- ✓ Saving time
- ✓ Traceability / Product tracking
- ✓ User access by product
- ✓ Accurate consumption analysis
- ✓ Instant stock cost
- ✓ Item picture (Jpg, bmp) visualization
- ✓ Supplier performance
- ✓ 21" Touch screen,
- ✓ Barcode reader
- ✓ Login with password / Multi-user login
- ✓ External WWS / Interfaces to ERP systems
- ✓ Kit management for product groups
- ✓ Individual authorization
- ✓ FIFO
- ✓ Critical inventory management
- ✓ Web-based inventory control
- ✓ Multi-Lockcell machine management
- ✓ External stock interface management

## INDUSTRY 4.0 INNOVATION

**Width :** 1500 to 4500 mm

**Depth :** 2000 to 3600 mm

**Height:** 2500 to 15000 mm

**Please contact us special size**



Aviation



Logistics



Maintenance  
Workshops



Military



Medical



Cutting Tools



**tmt**<sup>®</sup>  
Türkiye Metal Teknolojisi



# LOCKCELL TOWER

LOCKCELL TOWER *for solving all problems...*

LOCKCELL TOWER											
CODE	TRAY SIZE	KG	CODE	TRAY SIZE	KG	CODE	TRAY SIZE	KG	CODE	TRAY SIZE	KG
TMTL1	625X1220	250	TMTL19	625X1220	500	TMTL37	625X1220	750	TMTL55	625X1220	990
TMTL2	625X1550	250	TMTL20	625X1550	500	TMTL38	625X1550	750	TMTL56	625X1550	990
TMTL3	625X1850	250	TMTL21	625X1850	500	TMTL39	625X1850	750	TMTL57	625X1850	990
TMTL4	625X2150	250	TMTL22	625X2150	500	TMTL40	625X2150	750	TMTL58	625X2150	990
TMTL5	625X2450	250	TMTL23	625X2450	500	TMTL41	625X2450	750	TMTL59	625X2450	990
TMTL6	625X2750	250	TMTL24	625X2750	500	TMTL42	625X2750	750	TMTL60	625X2750	990
TMTL7	625X3050	250	TMTL25	625X3050	500	TMTL43	625X3050	750	TMTL61	625X3050	990
TMTL8	625X3500	250	TMTL26	625X3500	500	TMTL44	625X3500	750	TMTL62	625X3500	990
TMTL9	625X4000	250	TMTL27	625X4000	500	TMTL45	625X4000	750	TMTL63	625X4000	990
TMTL10	825X1220	250	TMTL28	825X1220	500	TMTL46	825X1220	750	TMTL64	825X1220	990
TMTL11	825X1550	250	TMTL29	825X1550	500	TMTL47	825X1550	750	TMTL65	825X1550	990
TMTL12	825X1850	250	TMTL30	825X1850	500	TMTL48	825X1850	750	TMTL66	825X1850	990
TMTL13	825X2150	250	TMTL31	825X2150	500	TMTL49	825X2150	750	TMTL67	825X2150	990
TMTL14	825X2450	250	TMTL32	825X2450	500	TMTL50	825X2450	750	TMTL68	825X2450	990
TMTL15	825X2750	250	TMTL33	825X2750	500	TMTL51	825X2750	750	TMTL69	825X2750	990
TMTL16	825X3050	250	TMTL34	825X3050	500	TMTL52	825X3050	750	TMTL70	825X3050	990
TMTL17	825X3500	250	TMTL35	825X3500	500	TMTL53	825X3500	750	TMTL71	825X3500	990
TMTL18	825X4000	250	TMTL36	825X4000	500	TMTL54	825X4000	750	TMTL72	825X4000	990



Variable shelf spacing from 25 mm to 800 mm  
 Shelf width from 1000 mm to 4000 mm.  
 Shelf depth from 625 mm to 825 mm.  
 Tray Load Weight 250 kg to 990 kg.



- Greater efficiency in product storage, retrieval and distribution
- Fast, complete and reliable product delivery even with increasing warehouse logistics complexity
- Cost savings due to optimization of existing storage capacity
- Greater accessibility and optimization of material workflow
- Increased productivity through faster product access
- Protection and security of personnel and stored products
- Greater load capacity per tray thanks to a wide range of tray widths
- Variable shelf height



**LOCKCELL**  
TOWER



**LOCKCELLplus+**



İTOSB 12. Cad. No:3/13  
Tuzlaplus 34953  
Tuzla - İSTANBUL/TÜRKİYE



info@tmtmakine.com.tr  
www.tmtmakine.com.tr  
+90 216 593 4361